

CLEANING AND STORAGE

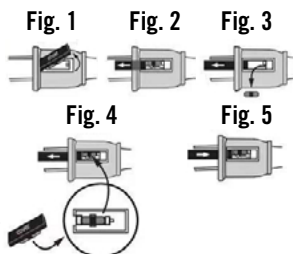
- To clean your fan, first turn it OFF and UNPLUG the unit.
- Use a soft cloth to wipe the housing. DO NOT use water or any other chemical solution or cleaner. DO NOT soak or immerse the fan in water or liquid.
- DO NOT ATTEMPT TO TAKE THE FAN APART.
- Store in a dry place away from excessive heat and direct sunlight.
- Regular cleaning will ensure optimum performance and appearance of the fan.
- DO NOT kink the power cord when storing or while in use.

TROUBLESHOOTING

Problem	Possible Cause	Solution
<ul style="list-style-type: none"> ■ Fan does not operate 	<ul style="list-style-type: none"> ■ Plug is not fully inserted into wall ■ Fuse in plug is tripped 	<ul style="list-style-type: none"> ■ Make sure plug is fully plugged into wall ■ Replace fuse

USER SERVICING INSTRUCTIONS

- A. To disconnect, grasp the plug and pull it from the wall outlet. DO NOT unplug by pulling the cord.
- B. Open fuse cover. Slide open the fuse access cover located on the top of the plug towards the plug blades.
- C. Remove the fuse by turning the fuse over (end over end) carefully making sure not to break the fuse. (See Fig. 2)
- D. Risk of fire. Replace fuse only with 2.5A, 125V fuse.
- E. Close fuse cover. Slide close the fuse access cover toward the fan cord on the top of the plug.
- F. The fan plug uses a 2.5 amp fuse.
- G. In the event of loss of power please check the fuse located within the plug. A spare fuse is provided. it is located on the back of the plug. Please see Fig. 4 and Fig. 5. above to access and install the spare fuse.



HAVE A PROBLEM? PLEASE CONTACT CUSTOMER SERVICE.

Should you have any questions or comments please contact us at: customerservice@blackstoneltd.com

WARRANTY: This fan includes a one (1) year warranty, which covers manufacturer defects and workmanship under normal use. Warranty is offered only to the original purchaser. Proof of purchase is required. Proof of purchase constitutes a dated sales receipt. This warranty is void if the fan(s) have been subject to abuse such as: being dropped which could result in damage to the fan cabinets, motors, fan controls, etc. immersion in or exposure to water, exposure to excessive heat, outdoor usage, any use other than household use, disassembly, repair or alteration by anyone other than an authorized service provider, use on improper voltage or current, or any use contrary to the user instructions. Batteries and battery life are not covered in this warranty. No other warranties are expressed or implied. To receive coverage under this warranty, contact customer service for consultation and/or replacement. DO NOT attempt to repair any electrical or mechanical functions of this product; doing so will void this warranty and could lead to injury.

WARRANTY ACTIVATION: To activate the warranty for this product please visit:
<https://blackstoneinternational.ltd/product-registration/>

MADE IN CHINA

Distributed by: Blackstone International, Ltd.

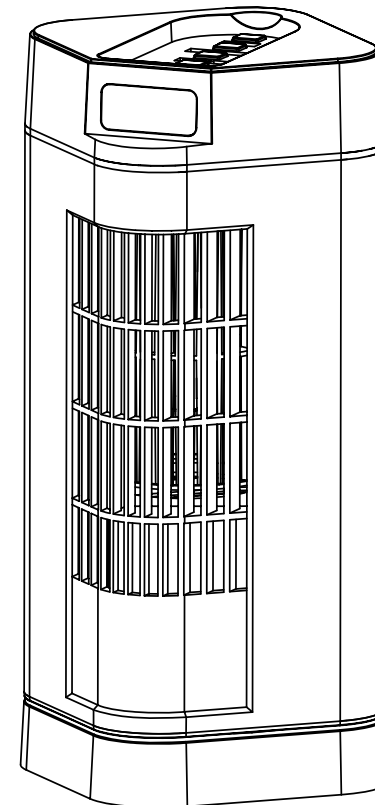


BLACKSTONE®

CASCADE PRO

13-INCH PERSONAL FAN INSTRUCTION MANUAL

MODEL: CPP-13-2020
 VOLTAGE: 120V AC
 FREQUENCY: 60Hz
 CURRENT: 0.45A



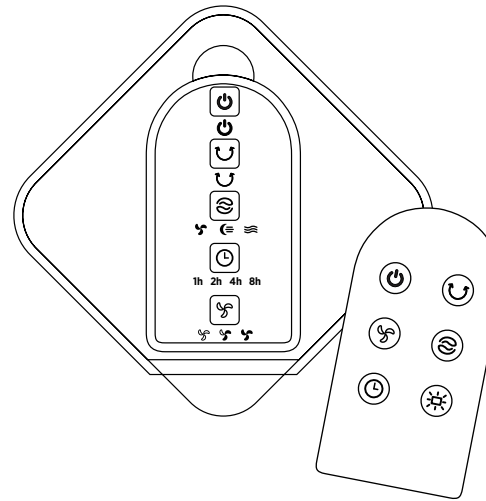
**IMPORTANT, RETAIN FOR FUTURE REFERENCE:
 READ CAREFULLY | FOR HOUSEHOLD USE ONLY
 Use Only With a Fuse Rated 2.5 Amperes, 125 Volts.**


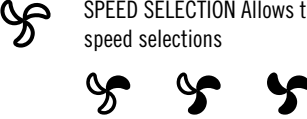






Blackstone International Ltd. and other trademarks are the property of the respective owners.
 All other brand names and logos are registered trademarks of their respective owners.
 Specifications are subject to change without notice.

**PLEASE READ AND SAVE THESE INSTRUCTIONS
WHEN USING ELECTRICAL APPLIANCES, BASIC PRECAUTIONS SHOULD ALWAYS BE
FOLLOWED TO REDUCE THE RISK OF FIRE, ELECTRIC SHOCK AND INJURY TO PERSON
OR PROPERTY, INCLUDING THE FOLLOWING:**

- Read all instructions before using this product.
- Use this fan only as described in this manual. Any other use not recommended by the manufacturer may cause fire, electrical shock or injury to person or property and may void the warranty.
- Always unplug unit before assembly, disassembly or cleaning.
- Always unplug unit when not in use, when moving from one location to another and before cleaning.
- To disconnect, grasp the plug and pull it from the wall outlet. DO NOT unplug by pulling on cord.
- The use of attachments is not recommended nor sold by the manufacturer and may cause hazards.
- Avoid contact with moving parts.
- DO NOT operate any fan with a damaged cord or plug, after a malfunction, or if dropped or damaged in any manner.
- DO NOT operate the fan in the presence of explosive and/or flammable fumes.
- DO NOT place the fan or any parts near an open flame, cooking or other heating appliances.
- Extreme caution is necessary when fan is used by or near children and whenever the fan is left operating and unattended.
- This product is intended for household use only and not for commercial or industrial use.
- DO NOT use outdoors.
- Always use on a dry, level surface.
- DO NOT operate if the fan housing is removed or damaged.
- A loose fit between the AC outlet and plug may cause overheating of the plug; consult a qualified electrician.
- DO NOT run cord under carpeting. DO NOT cover cord with throw rugs, runners, or the like. Arrange cord away from traffic areas and where it will not be tripped over.
- This product employs overload protection (fuse). A tripped fuse indicates an overload or short-circuit situation. If the fuse trips, unplug the product from the outlet. Replace the fuse as per the user servicing instructions. If the replacement fuse blows, the product should be discarded or returned to an authorized service facility for examination or repair.
- DO NOT connect the fan to any power sources other than a 120V alternating current polarized outlet.
- WARNING: To reduce the risk of electric shock, DO NOT use this fan with any solid-state speed control and DO NOT insert finger or any object into grill.
- POLARIZED PLUG: This appliance has a polarized plug (one blade is wider than the other). To reduce the risk of electric shock, this plug is intended to fit in a polarized outlet only one way. If the plug does not fit fully into the outlet, reverse the plug and try again. If it still does not fit, contact a qualified electrician. DO NOT attempt to change this safety feature.

Note: To reduce the risk of fire, electrical shock and injury to a person or property, do not plug this product into extension cords. The extension cord could overheat. If the use of an extension cord is necessary, use a short extension cord that is UL or ETL listed to decrease the chance of overheating. Do not plug the fan into any cord connected devices. This includes surge protectors, multiple outlet adapters, and power strips.



-  POWER Turns Fan On/Off
-  SPEED SELECTION Allows three different speed selections
LOW MEDIUM HIGH
-  OSCILLATE Turns oscillation On/Off
-  TIMER Allows for automatic shutoff. Time increases by 1 hour with each push of the button. The LED indicators are cumulative to a maximum of 15 hours.
-  WIND SELECTION Allows for three different wind modes
STANDARD WIND
-  EVENING WIND The air flows as an evening breeze to a light night breeze
-  BREEZE WIND Automatically selects wind speed randomly as you would find outdoors.
-  LED FAN LIGHT Turns fan lights on/off

NOTICE

1. When you replace the fuse, DO NOT force the slide suddenly or overexert to reduce the risk of damage.
2. If you experience difficulty replacing the fuse, contact a qualified electrician to help.
3. Risk of fire. Do not replace attachment plug. Contains a safety device (fuse) that should not be removed. Discard product if the plug is damaged.
4. WARNING: TO REDUCE THE RISK OF FIRE OR ELECTRIC SHOCK, DO NOT USE THIS FAN WITH ANY SOLID-STATE SPEED CONTROL DEVICE.
5. This product employs overload protection (fuse). A blown fuse indicates an overload or short-circuit situation. If the fuse blows, unplug the product from the outlet. Replace the fuse as per the user servicing instructions (follow product marking for proper fuse rating) and check the product. If the replacement fuse blows, a short-circuit may be present and the product should be discarded or returned to an authorized service facility for examination and/or repair.
6. Do not operate any fan with a damaged cord or plug. Discard fan or return to an authorized service facility for examination and/or repair.
7. Do not run cord under carpeting. Do not cover cord with throw rugs, runners, or similar coverings. Do not route cord under furniture or appliances. Arrange cord away from traffic area and where it will not be tripped over.
8. This appliance has a polarized plug (one blade is wider than the other). To reduce the risk of electric shock, this plug is intended to fit in a polarized outlet only one way. If the plug does not fit fully in the outlet, reverse the plug. If it still does not fit, contact a qualified electrician. Do not attempt to defeat this safety feature.