

## CLEANING AND STORAGE

- To clean your fan, first turn it OFF and UNPLUG the unit.
- Use a soft cloth to wipe the housing. DO NOT use water or any other chemical solution or cleaner. DO NOT soak or immerse the fan in water or liquid.
- DO NOT ATTEMPT TO TAKE THE FAN APART.
- Store in a dry place away from excessive heat and direct sunlight.
- Regular cleaning will ensure optimum performance and appearance of the fan.
- DO NOT kink the power cord when storing or while in use.

## TROUBLESHOOTING

<b>Problem</b>	■ Fan does not operate
<b>Possible Cause</b>	■ Plug is not fully inserted into wall ■ Fuse in plug is tripped
<b>Solution</b>	■ Make sure plug is fully plugged into wall ■ Replace fuse

## USER SERVICING INSTRUCTIONS

- To disconnect, grasp the plug and pull it from the wall outlet. DO NOT unplug by pulling the cord.
- Open fuse cover. Slide open the fuse access cover located on the top of the plug towards the plug blades.
- Remove the fuse by turning the fuse over (end over end) carefully making sure not to break the fuse. (See Fig. 2)
- Risk of fire. Replace fuse only with 5A, 125V fuse.
- Close fuse cover. Slide close the fuse access cover toward the fan cord on the top of the plug.
- The fan plug uses a 5 amp fuse.
- In the event of loss of power please check the fuse located within the plug.

Fig. 1



Fig. 2



Fig. 3



## REMOTE CONTROL BATTERY REPLACEMENT

- On the back of the remote, press the release button on the bottom right hand side. This will allow the tray containing the battery to be released. Release the tray by squeezing the small lip and pulling down the tab at the bottom of the remote (Fig. 2).

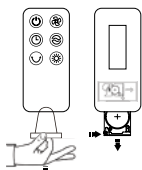


Fig. 1 Fig. 2

- Replace the battery with one new CR2032 button battery. Important: Install only new batteries of the same type in your product. Failure to insert batteries

in the correct polarity, as indicated in the battery compartment, may shorten the life of the batteries or cause batteries to leak. Do not mix old and new batteries. Do not mix Alkaline, Standard (Carbon-Zinc) or Rechargeable (Nickel Cadmium) or (Nickel Metal Hydride) batteries. Danger of explosion if battery is incorrectly replaced. DO NOT DISPOSE OF BATTERY IN FIRE, BATTERY MAY EXPLODE OR LEAK

This product contains a button cell battery. If swallowed, it could cause severe injury or death in just 2 hours. Seek medical attention immediately.

## HAVE A PROBLEM? PLEASE CONTACT CUSTOMER SERVICE.

Should you have any questions or comments please contact us at: [customerservice@blackstoneltd.com](mailto:customerservice@blackstoneltd.com)

**WARRANTY:** This fan includes a one (1) year warranty, which covers manufacturer defects and workmanship under normal use. Warranty is offered only to the original purchaser. Proof of purchase is required. Proof of purchase constitutes a dated sales receipt. This warranty is void if the fan(s) have been subject to abuse such as: being dropped which could result in damage to the fan cabinets, motors, fan controls, etc. immersion in or exposure to water, exposure to excessive heat, outdoor usage, any use other than household use, disassembly, repair or alteration by anyone other than an authorized service provider, use on improper voltage or current, or any use contrary to the user instructions. Batteries and battery life are not covered in this warranty. DO NOT attempt to repair any electrical or mechanical functions of this product; doing so will void this warranty and could lead to injury.

This warranty gives you specific legal rights, and you may also have other rights which vary from state to state.

## FCC STATEMENT OF COMPLIANCE

This device complies with part 15 of the FCC Rules. Operation is subject to the following two conditions: (1) this device may not cause interference, and (2) this device must accept any interference, including interference that may cause undesired operation. Note: This equipment has been tested and found to comply with the limits for a Class B digital device, pursuant to Part 15 of the FCC rules and Industry Canada ICES-003. These limits are designed to provide reasonable protection against harmful interference when the equipment is operated in a residential installation. This equipment generates uses and can radiate radio frequency energy and, if not installed and used in accordance with the instructions, may cause harmful interference to radio communications. However, there is no guarantee that interference will not occur in a particular installation. If this equipment does cause harmful interference to radio or

television reception, which can be determined by turning the equipment off and on, the user is encouraged to try to correct the interference by one or more of the following measures:

- Reorient or relocate the receiving antenna.
- Increase the separation between the equipment and receiver.
- Connect the equipment into an outlet on a circuit different from that to which the receiver is connected.
- Consult the dealer or an experienced radio/TV technician for help.

Note: This device complies with part 15 of the FCC rules and Industry Canada ICES-003. Operation is subject to the following two conditions: (1) This device may not cause harmful interference, and (2) this device must accept any interference received, including interference that may cause undesired operation.



BLACKSTONE®

# CASCADE CAPRI

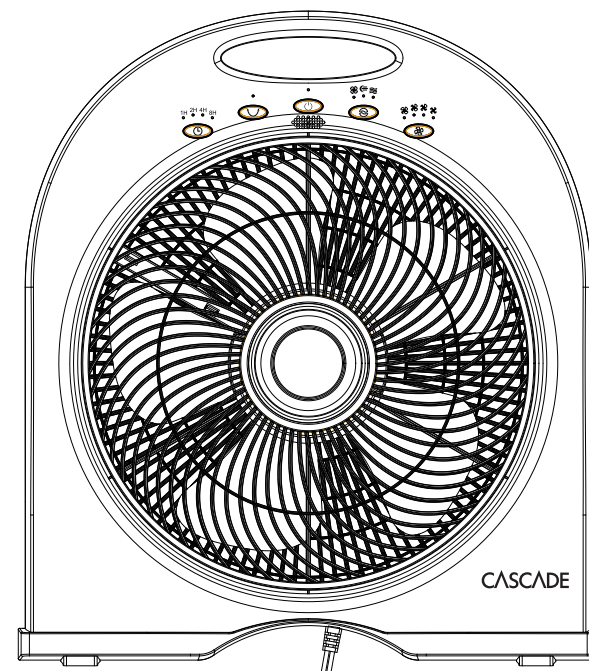
## OSCILLATING FAN INSTRUCTION MANUAL

MODEL: CCF-21-SG,  
CCF-21-CG,  
CCF-21-P, CCF-21-W,  
CCF-21-B

VOLTAGE: 120V AC  
FREQUENCY: 60Hz  
CURRENT: 52 W



Intertek



**IMPORTANT, RETAIN FOR FUTURE REFERENCE:  
READ CAREFULLY | FOR HOUSEHOLD USE ONLY  
Use Only With a Fuse Rated 5 Amperes, 125 Volts.**

**This product contains a button battery. If swallowed, it could cause severe injury or death in just 2 hours. Seek medical attention immediately.**

Blackstone International Ltd. and other trademarks are the property of the respective owners. All other brand names and logos are registered trademarks of their respective owners.

**MADE IN CHINA** | Distributed by: Blackstone International, Ltd.

**PLEASE READ AND SAVE THESE INSTRUCTIONS WHEN USING ELECTRICAL APPLIANCES, BASIC PRECAUTIONS SHOULD ALWAYS BE FOLLOWED TO REDUCE THE RISK OF FIRE, ELECTRIC SHOCK AND INJURY TO PERSON OR PROPERTY, INCLUDING THE FOLLOWING:**

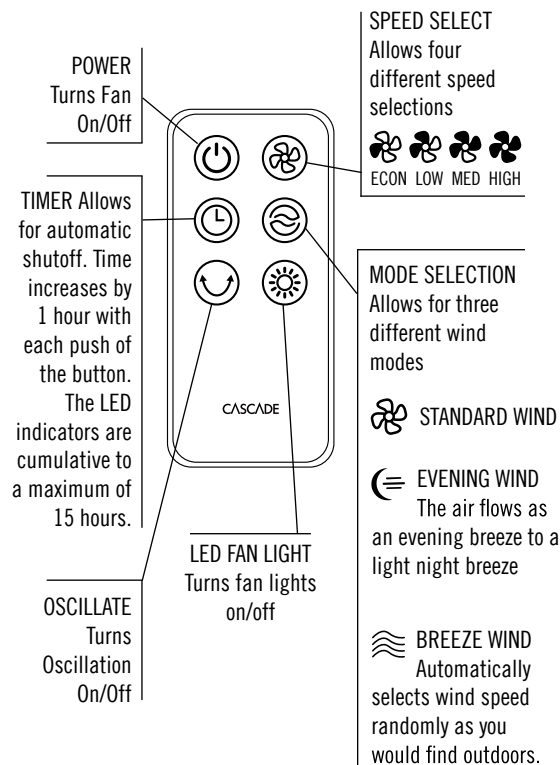
- Read all instructions before using this product.
- Use this fan only as described in this manual. Any other use not recommended by the manufacturer may cause fire, electrical shock or injury to person or property and may void the warranty.
- Always unplug unit before assembly, disassembly or cleaning.
- Always unplug unit when not in use, when moving from one location to another and before cleaning.
- To disconnect, grasp the plug and pull it from the wall outlet. DO NOT unplug by pulling on cord.
- The use of attachments is not recommended nor sold by the manufacturer and may cause hazards.
- Avoid contact with moving parts.
- DO NOT operate any fan with a damaged cord or plug, after a malfunction, or if dropped or damaged in any manner.
- DO NOT operate the fan in the presence of explosive and/or flammable fumes.
- DO NOT place the fan or any parts near an open flame, cooking or other heating appliances.
- Extreme caution is necessary when fan is used by or near children and whenever the fan is left operating and unattended.
- This product is intended for household use only and not for commercial or industrial use.
- DO NOT use outdoors.
- Always use on a dry, level surface.
- DO NOT operate if the fan housing is removed or damaged.
- A loose fit between the AC outlet and plug may cause overheating of the plug; consult a qualified electrician.
- DO NOT run cord under carpeting. DO NOT cover cord with throw rugs, runners, or the like. Arrange cord away from traffic areas and where it will not be tripped over.
- This product employs overload protection (fuse). A tripped fuse indicates an overload or short-circuit situation. If the fuse trips, unplug the product from the outlet. Replace the fuse as per the user servicing instructions. If the replacement fuse blows, the product should be discarded or returned to an authorized service facility for examination or repair.
- DO NOT connect the fan to any power sources other than a 120V alternating current polarized outlet.
- **WARNING:** To reduce the risk of electric shock, DO NOT use this fan with any solid-state speed control and DO NOT insert finger or any object into grill.
- **POLARIZED PLUG:** This appliance has a polarized plug (one blade is wider than the other). To reduce the risk of electric shock, this plug is intended to fit in a polarized outlet only one way. If the plug does not fit fully into the outlet, reverse the plug and try again. If it still does not fit, contact a qualified electrician. DO NOT attempt to change this safety feature.
- **WARNING: KEEP BATTERIES OUT OF REACH OF CHILDREN**
- Swallowing may lead to serious injury in as little as 2 hours or death, due to chemical burns and potential perforation of the esophagus.
- If you suspect your child has swallowed or inserted a button battery, immediately seek urgent medical assistance.
- Examine devices and make sure the battery compartment is correctly secured, e.g. that the screw or other mechanical faster is tightened. Do not use if compartment is not secure.
- Dispose of used button batteries immediately and safely. Flat batteries can still be dangerous.
- Tell others about the risk associated with button batteries and how to keep children safe.

**Note:** To reduce the risk of fire, electrical shock and injury to a person or property, do not plug this product into extension cords. The extension cord could overheat. If the use of an extension cord is necessary, use a short extension cord that is UL or ETL listed to decrease the chance of overheating. Do not plug the fan into any cord connected devices. This includes surge protectors, multiple outlet adapters, and power strips.



**WARNING:** Chemical Burn Hazard. Keep batteries away from children.

This product contains a lithium button/coin cell battery. If a new or used lithium button/coin cell battery is swallowed or enters the body, it can cause severe internal burns and can lead to death in as little as 2 hours. Always completely secure the battery compartment. If the battery compartment does not close securely, stop using the product, remove the batteries, and keep it away from children. If you think batteries might have been swallowed or placed inside any part of the body, seek immediate medical attention. The cells shall be disposed of properly, including keeping them away from children. Even used cells may cause injury



## EXPLANATION OF MODES



### Standard Wind

The Standard Wind mode is simply the ECON, LOW, MED, HIGH speed settings



### Evening Wind

The air flows as an evening breeze to a light night breeze and are detailed as follows:



**ECON Evening Wind** The air flow remains at ECON



**LOW Evening Wind** The air flow begins at LOW, after half an hour it will drop down to ECON



**MED Evening Wind** The air flow begins at MED, after half an hour it will drop down to LOW, after an additional half an hour it will drop down to ECON



**HIGH Evening Wind** The air flow begins at HIGH, after half an hour it will drop down to MED, after an additional half an hour it will drop down to LOW, after an additional half an hour it will drop down to ECON



### Breeze Wind

Automatically selects wind speed randomly as you would find outdoors. The speeds are detailed as follows:



**ECON Breeze Wind** The wind settings will fluctuate between MED, LOW and ECON in an 80 second wind cycle that repeats with ECON being the most common



**LOW Breeze Wind** The wind settings will fluctuate between MED, LOW and ECON in an 80 second wind cycle that repeats with LOW being the most common



**MED Breeze Wind** The wind settings will fluctuate between HIGH, MED, LOW and ECON in an 80 second wind cycle that repeats with MED being the most common



**HIGH Breeze Wind** The wind settings will fluctuate between HIGH, MED, LOW and ECON in an 80 second wind cycle that repeats with HIGH being the most common

## NOTICE

1. When you replace the fuse, DO NOT force the slide suddenly or overexert to reduce the risk of damage.
2. If you experience difficulty replacing the fuse, contact a qualified electrician to help.
3. Risk of fire. Do not replace attachment plug. Contains a safety device (fuse) that should not be removed. Discard product if the plug is damaged.
4. **WARNING: TO REDUCE THE RISK OF FIRE OR ELECTRIC SHOCK, DO NOT USE THIS FAN WITH ANY SOLID-STATE SPEED CONTROL DEVICE.**
5. This product employs overload protection (fuse). A blown fuse indicates an overload or short-circuit situation. If the fuse blows, unplug the product from the outlet. Replace the fuse as per the user servicing instructions (follow product marking for proper fuse rating) and check the product. If the replacement fuse blows, a short-circuit may be present and the product should be discarded or returned to an authorized service facility for examination and/or repair.
6. Do not operate any fan with a damaged cord or plug. Discard fan or return to an authorized service facility for examination and/or repair.
7. Do not run cord under carpeting. Do not cover cord with throw rugs, runners, or similar coverings. Do not route cord under furniture or appliances. Arrange cord away from traffic area and where it will not be tripped over.
8. This appliance has a polarized plug (one blade is wider than the other). To reduce the risk of electric shock, this plug is intended to fit in a polarized outlet only one way. If the plug does not fit fully in the outlet, reverse the plug. If it still does not fit, contact a qualified electrician. Do not attempt to defeat this safety feature.